

NUMER	NAZWA	pow.(m2)
P 17_17.0	Aneks kuch. z przedp.	8,79
P 17_17.1	Łazienka	4,07
P 17_17.2	Pokój	16,98
P 17_17.3	Sypialnia	15,89
	RAZEM	45,73

Wys. balustr.=110cm

Wys. balustr.=110cm

03
hp=0,00

03
hp=0,00

R.S.ø150

03
hp=0,00

1 GF

176,5
210

Z1

BALKON
5.35m²

176,5
210

1 ĞF

Z1

1 ĞF

176,5
210

BALKON
5.35m²

1140

1140 W

50m³/h

176,5
210

hn=212cm
hotw.o.=212cm

Z1

1145 W

50m³/h

176,5
210

hn=212cm
hotw.o.=212cm

Z1

1145 W

50m³/h

176,5
210

hn=212cm
hotw.o.=212cm

834W

1 P17 17.2 POK
16.98m² gres

W1

DW8

80
210

DW8

80
210

1 P17 17.3 SYP
15.89m² gres

W2

858W

1 P17 17.1 ŁAZ
4.07m² gres

241W

315 W

50m³/h

80
210

DW8

90
210

DW6

1 P17 17.0 AZP
8.79m² gres

135W

294 W

50m³/h

W5

W2

W3

EI 30

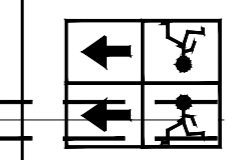
EI 30

EI 30

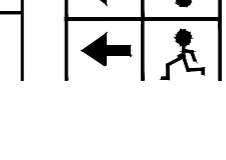
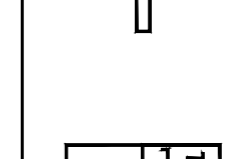
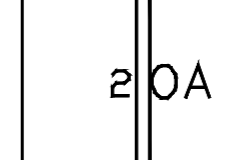
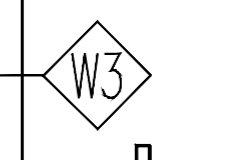
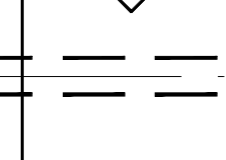
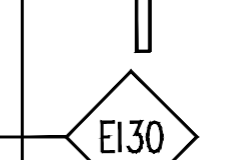
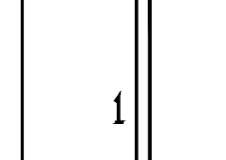
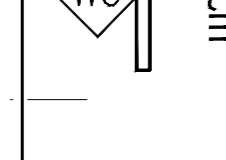
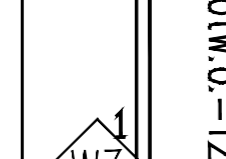
EI 30

EI 30

EI 30



50m³/h



M 242
hn=212cm
hotw.o.=120cm

1 ĞF

432,5
113,5

04
hp=0,95

436

R.S.ø150

164

15

389,1

136

04

136

136

136

136

136

164

15

183,9

12

389,1

164

15

600

600

600

600

600

600

600

600

600

600

600

600

600

600

600